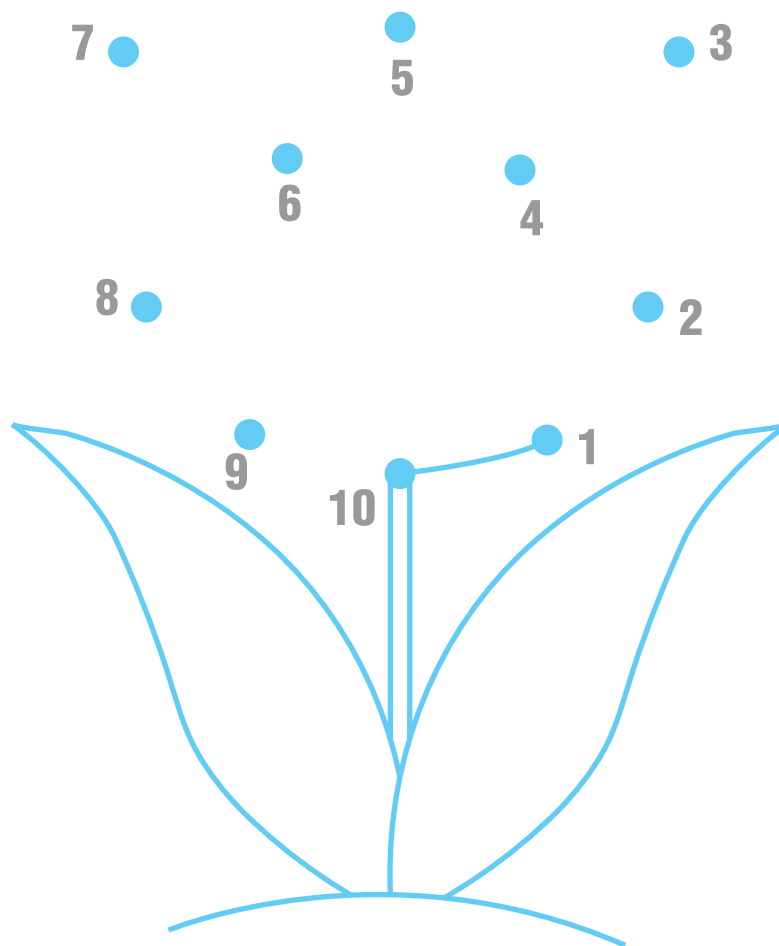


De 4 à 5 ans

GRATUIT


JEUX DE VACANCES




10 pages d'activités
22 jeux
Solutions sur page séparée à
télécharger sur tidou.fr

TIDOU.FR

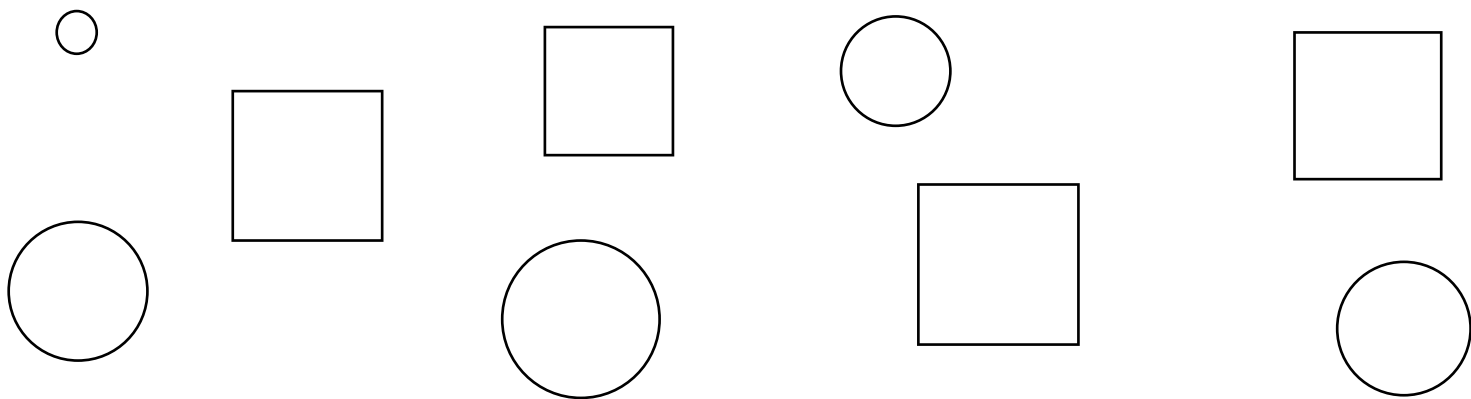
Relie chaque fleur à son ombre.




Trouve 5 différences entre les deux dessins. Entoure-les.



Colorie les ronds en bleu et les carrés en rouge.




Relie chaque personnage à la coiffe qui correspond.



Repasse sur les pointillés avec ton crayon et continue le motif.



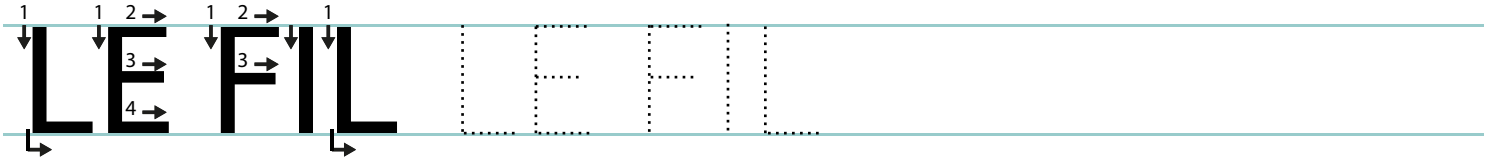
Repasse sur les pointillés.



Trouve deux dessins identiques. Entoure-les.




Ecris.



Découpe les petits morceaux de l'image qui sont en bas de la feuille et colle-les au bon endroit sur la grande image.

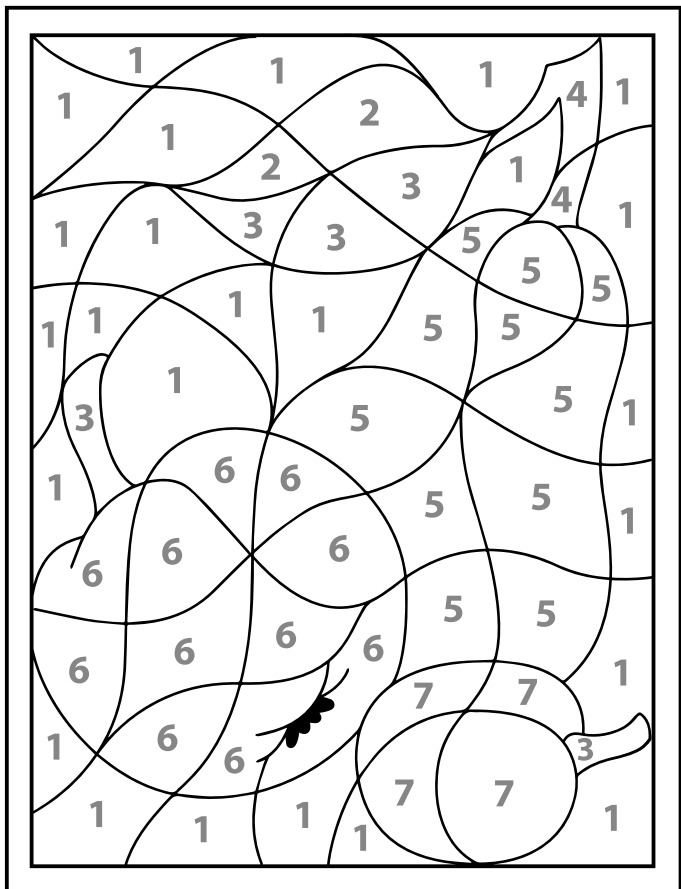


A découper :



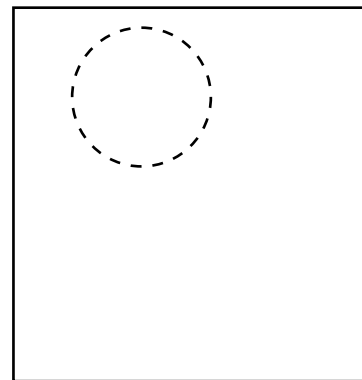

Colorie le dessin en suivant le code.

- 1**
bleu
clair
- 2**
vert
clair
- 3**
vert
foncé
- 4**
vert
foncé
- 5**
jaune
- 6**
rouge
- 7**
violet




Dessine le caneton en suivant les étapes.








- 1.
- 2.
- 3.
- 4.



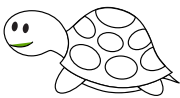



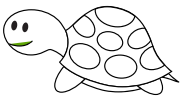

Observe la disposition des fruits. Parmi les fruits situés à droite, entoure celui qui viendra après.






Dans chaque ligne, il y a un intrus, un élément qui ne va pas avec les trois autres dessins.
Cherche-le et colorie-le.

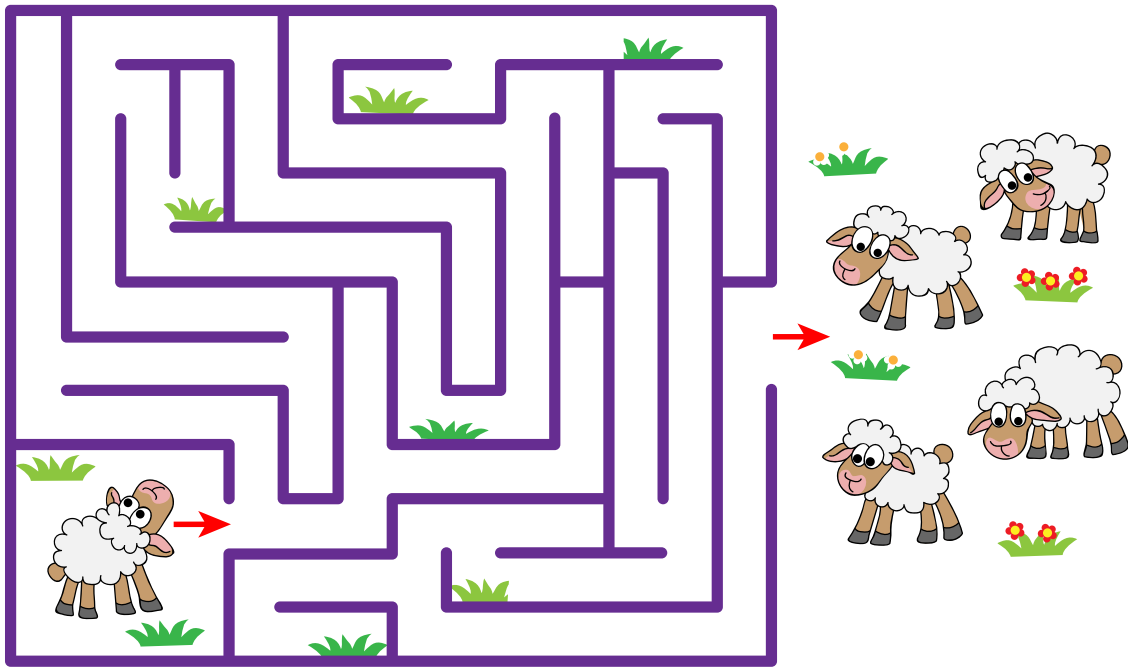


Découpe les cartes entourées de pointillés et colle-les sur la grille dans les emplacements vides. Un même dessin ne doit pas être présent plus d'une fois dans chaque colonne et dans chaque ligne.

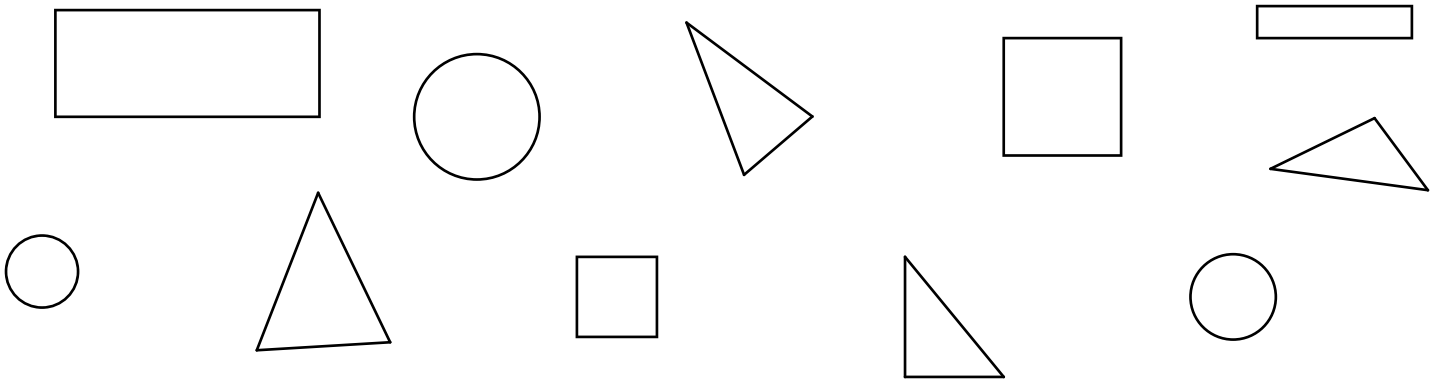
		
		
		




Trace le chemin que l'agneau doit parcourir pour rejoindre les autres moutons.













Colorie tous les triangles.




Inscris sous chaque hamburger le numéro des ingrédients qui ont servi à le préparer.




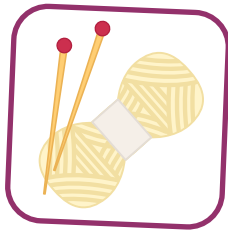






Colorie le nombre d'animaux indiqué sur chaque ligne.

7	
10	
4	
8	
2	
5	
3	
9	
1	
6	

Colorie les animaux qui regardent vers la droite.



Relie chaque animal à ce qu'il produit.



Relie chaque animal à l'œuf qui correspond.

